

## EJOT Solar Fastenings Questionnaire

### Project:

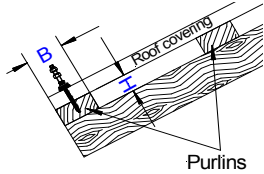
### Substructure

Steel Thickness of steel substructure in mm:

Type:



Wood



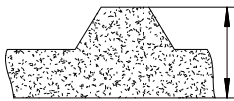
Height of purlins H [mm]   
Width of purlins B [mm]

### Roof covering

Fiber cement profile Profile height of the corrugated sheet in mm:

Profile 5 (58 mm)   
Profile 8 (36 mm)   
others

Sandwich element



Producer + identification known?

D [mm]

Trapezoidal profile sheet



h [mm]

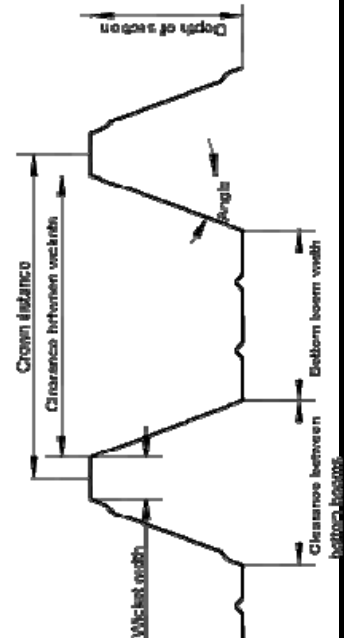
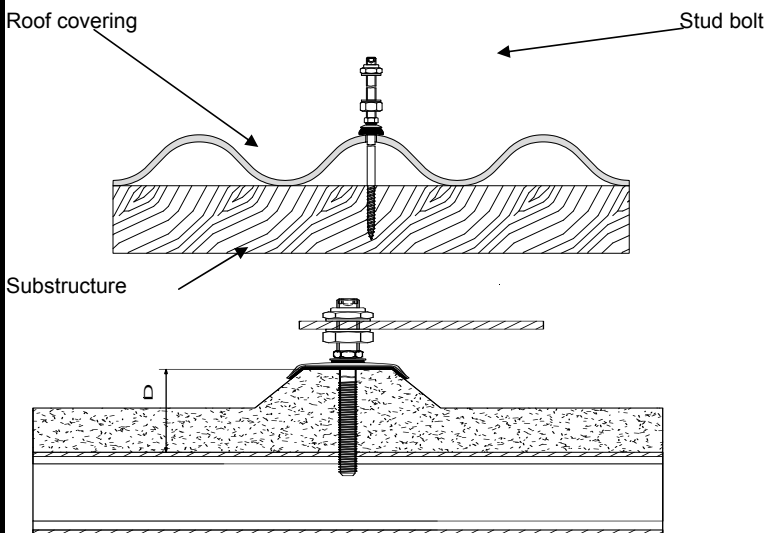
Producer:   
Identification:

If producer and identification unknown

Crown distance in mm   
Clearance between wickets in mm   
Wicket width in mm   
Clearance between bottom booms in mm   
Bottom boom width in mm   
Angle in °   
Depth of section in mm

### Stud bolt

Length: 50 mm (standard)   
70 mm   
different length in mm



**Building dimensions**



Width a

Length b

Height h

Roof slope  $\alpha$

Roof type

Attic height [m]

Eaves radius [m]

Eaves slope [°]

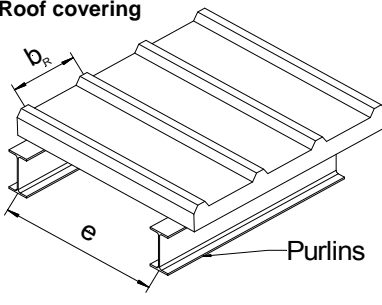
**Type of building**

Open building

Exposed location

Internal pressure

**Roof covering**



Purlin spacing e

Rib width  $b_r$

Element color (RAL)

**Thickness of face sheet**

Steel	0,4 mm	<input type="checkbox"/>
	0,55 mm	<input type="checkbox"/>
	$\geq 0,63$ mm	<input type="checkbox"/>
Aluminum	0,5 mm	<input type="checkbox"/>
	0,6 mm	<input type="checkbox"/>
	$\geq 0,70$ mm	<input type="checkbox"/>

**Location of the building**

Postal code

City & state

Wind load zone

Terrain category

Height above sea level [m]

Snow load zone

North German Plain

**Modules**

Weight of module + rail system

Length of modules ML [m]

Width of modules MB [m]

Quantity of modules

Distance between rows

Angle of elevation ( $\beta$ )

**Miscellaneous information:**

